



Santander Consumo 9, FT

Capital Structure

Class	Final rating	Outlook	Amount (%)	CE (%)	Interest rate (%)	Legal final maturity
A	AA+sf	Stable	84.5	17.0	3m Euribor + 0.70	October 2040
B	A+sf	Stable	3.5	13.5	3m Euribor + 1.00	October 2040
C	BBB+sf	Stable	4.0	9.5	3m Euribor + 1.40	October 2040
D	BB+sf	Stable	4.3	5.3	3m Euribor + 2.50	October 2040
E	B+sf	Stable	3.8	1.5	3m Euribor + 4.55	October 2040
F	NRsf		1.5		3m Euribor + 4.87	October 2040
Total			100			

Notes: Credit enhancement (CE) consists of structural subordination and a reserve fund. The structure benefits from an initial net excess spread of about 3.5% a year. 3m: three-month.

Source: Fitch Ratings

Santander Consumo 9, FT is a securitisation of a EUR1,400 million revolving portfolio of fully amortising general-purpose consumer loans originated by Banco Santander, S.A. (Santander, A/Stable/F1) for Spanish residents. Around 80% of the portfolio balance is linked to pre-approved loans underwritten for existing Santander customers.

Key Rating Drivers

Asset Assumptions Reflect Pool Profile: Fitch Ratings has set base-case lifetime default and recovery rates of 4.25% and 25% for the portfolio, respectively. This reflects the historical data provided by Santander, Spain's economic outlook, pool features, and the originator's underwriting and servicing strategies. We have set the 'AA' default rate multiple and recovery haircut at 4.0x and 40%, respectively.

Short Revolving Period: The transaction has a 10-month revolving period during which new receivables can be purchased by the special-purpose vehicle (SPV). Fitch expects about a quarter of the pool balance to be replenished during the revolving period, assuming an annualised prepayment rate of 10%. Fitch has assumed a weighted average (WA) interest rate on the portfolio of 6.5% at the end of the revolving period. This is equal to the minimum permitted by the revolving period covenants.

Pro-Rata Amortisation: After the revolving period, classes A to E will be repaid pro rata unless a sequential amortisation event occurs. Fitch views these triggers as adequate to stop pro-rata upon performance deterioration. We further believe that tail risk is mitigated by the mandatory switch to sequential amortisation when the outstanding collateral balance falls below 10% of the initial balance. Consequently, we expect the credit enhancement (CE) protection available to the notes to remain broadly constant while amortisation is pro rata.

Counterparty Arrangements Cap Ratings: The maximum achievable rating of the notes is 'AA+sf' according to Fitch's counterparty criteria, because the minimum eligibility rating thresholds defined for the transaction account bank (TAB) and the hedge provider of 'A-' or 'F1' are insufficient to support 'AAAsf' ratings.

Inside This Report	Page
Key Rating Drivers	1
Highlights	2
Key Transaction Parties	2
Transaction Comparison	2
Sector Risks: Additional Perspective	3
Asset Analysis	4
Financial Structure and Cash Flow Analysis	6
Expected Rating Sensitivity	8
Transaction Structure	9
Counterparty Risk	11
Criteria Application, Model and Data Adequacy	12
Surveillance	12
Appendix 1: Origination and Servicing	13
Appendix 2: ESG Relevance Score	14

Closing occurred on 30 September 2025. The transfer of the portfolio to the issuer occurred on 25 September 2025. The ratings assigned above are based on the portfolio information as of September 2025, provided by the originator.

Ratings are not a recommendation to buy, sell or hold any security. The prospectus and other material should be reviewed prior to any purchase.

[Representations, Warranties and Enforcement Mechanisms](#)

Analysts

Francisco Sáez
 +34 91 702 5775
francisco.saez@fitchratings.com

Paula Nafria
 +34 91 076 1985
paula.nafria@fitchratings.com

Highlights

Effect	Highlight
Neutral	<p>Portfolio Broadly Comparable to Prior ABS: Fitch views Santander Consumo 9's portfolio as broadly comparable to the predecessor Consumo 8 transaction, rated by Fitch in May 2025. The key difference is the inclusion of self-employed borrowers in this transaction, representing around 9.5% of the pool balance, which were excluded before, and the equivalent PD distribution (1.9% vs 2.0% in WA terms).</p> <p>Fitch deems the characteristics and risk profiles of self-employed loans to be broadly similar to standard third-party employed loans, based on data presented by Santander. The maximum exposure permitted by the global eligibility covenants to self-employed borrowers is 10% of the pool balance.</p>
+	<p>Solid Excess Spread: The structure benefits from an initial net excess spread of around 3.5% a year after deducting senior fees, swap costs and the WA cost of liabilities.</p>
Neutral	<p>High Share of Pre-Approved Loans: Around 80% of the loans in the portfolio are pre-approved by Santander, underwritten for existing customers mainly based on the borrower's credit profile and transaction record with the lender. Although these loans in Spain often perform worse than other type of loans, Fitch considers the characteristics and risk profiles of the pre-approved loans to be broadly similar to standard loans, based on the data presented by Santander.</p>
+	<p>Liquidity Protection Mitigates Servicing Disruption: Payment interruption risk, for example in the event of servicer disruption, is mitigated by a dedicated cash reserve fund (RF), which covers senior costs, net swap payments and interest on the class A to E notes for more than three months, providing sufficient time for a new servicer to resume collections. While there is no back-up servicer due to be appointed at the closing date, the management company acts as back-up servicer facilitator. Also, there are multiple experienced servicers in the market that could take over the servicing as assets are market standard and straightforward unsecured consumer loans.</p>
+	<p>Replacement Servicing Fee Reserve: The transaction is protected by a replacement servicer fee reserve (RSFR) aimed to cover increasing servicing fees charged by a potential replacement servicer on Santander ceasing to be the servicer. The RSFR will be funded by Santander on the occurrence of a servicer termination event or if its rating is downgraded below 'A-'. As a result of this, Fitch did not model the criteria-stressed fees, except for a floor of EUR250,000 a year.</p>

Source: Fitch Ratings

Key Transaction Parties

Role	Name	Fitch rating
Issuer	Santander Consumo 9, FT	Not rated
Originator/servicer/collection account bank (CAB), TAB, hedge provider	Banco Santander, S.A.	IDR: A/Stable/F1 DR: A+/F1 DCR: A+(dcr)
Trustee/management company	Santander de Titulización, S.G.F.T, S.A.	Not rated

IDR: Issuer Default Rating. DCR: Derivative Counterparty Rating. DR: Deposit rating.

Source: Fitch Ratings, transaction documents

Transaction Comparison

The most significant features of Consumo 9 compared to other Iberian consumer loan securitisations are the low seasoning of its portfolio, the high share of pre-approved loans and the presence of self-employed borrowers. All the information within the table below refers to the analysis at the closing date of each transaction.

Key Rating Drivers (Negative/Positive/Neutral)

Rating impact	Key rating driver
Neutral	Asset assumptions reflect pool profile
Neutral	Short revolving period
Neutral	Pro-rata amortisation
Negative	Counterparty arrangements cap ratings

Source: Fitch Ratings

Applicable Criteria

[Consumer ABS Rating Criteria \(October 2024\)](#)
[Global Structured Finance Rating Criteria \(November 2024\)](#)
[Structured Finance and Covered Bonds Counterparty Rating Criteria \(November 2023\)](#)
[Structured Finance and Covered Bonds Counterparty Rating Criteria – Derivative Addendum \(November 2023\)](#)
[Structured Finance and Covered Bonds Interest Rate Stresses Rating Criteria \(October 2024\)](#)
[Structured Finance and Covered Bonds Country Risk Rating Criteria \(June 2025\)](#)

Transaction Comparison

	Santander Consumo 9, FT	Santander Consumo 8, FT	Santander Consumo 7, FT	BBVA Consumer 2024-1, FT
Closing	September 2025	May 2025	November 2024	May 2024
Country of assets	Spain	Spain	Spain	Spain
Originator	Santander	Santander	Santander	BBVA
Issuance (EURm)	1,421.0	1,522.5	1,215.6	807.1
Class A				
Rating	AAsf	AAsf	AA+sf	AA-sf
CE (%)	17.0	17.0	14.8	16.6
Class B				
Rating	A+sf	A+sf	A+sf	A-sf
CE (%)	13.5	13.5	11.05	12.6

Portfolio summary

Revolving period (months)	10	11	No, static	No, static
Pro rata amortisation since closing?	Yes	Yes	Yes	Yes
Portfolio balance (EURm)	1,400	1,500	1,200.0	800.0
Number of loans	127,816	162,591	105,980	107,351
Average securitised balance (EUR)	10,953	9,711	11,323	8,732
Asset type	Unsecured consumer loans			
WA remaining term (months)	61.8	63.9	65.0	70.6
WA seasoning (months)	16.1	12.6	12.4	13.6
WA interest rate (%)	6.9	6.7	6.7	7.9
Pre-approved (%)	80.0	86.0	87.3	83.0
Self-employed (%)	9.5	0.0	0.0	5.3

Base case asset assumptions (%)

Defaults (lifetime, blended)	4.25	4.25	4.0	5.5
Recoveries (blended)	25.0	25.0	20.0	30.0
Prepayments (annual)	10.0	10.0	10.0	10.0

Notes: Santander Consumo 9's final portfolio data are of September 2025. WA figures are weighted by outstanding portfolio balance.
 Source: Fitch Ratings, transaction documents

Sector Risks: Additional Perspective

Key Sector Risks

Asset performance outlook	'Neutral'. Low unemployment and falling interest rates will support borrower income and keep defaults at low levels (see Global Structured Finance Asset Performance and Forecast Monitor: 2Q25).
Sector outlook	Fitch's outlook for the ABS sector is 'stable'. Fitch believes that most rated Spanish ABS transactions are protected by sufficient rating headroom for the most immediate factors affecting asset performance.
Macroeconomic risks	Fitch estimates Spain's GDP will grow at 2.7% and 2.0% in 2025 and 2026, respectively. We forecast the Spanish unemployment rate and CPI inflation to be around 9.7% and 1.8%, respectively, by 2026 (see Global Economic Outlook – September 2025).

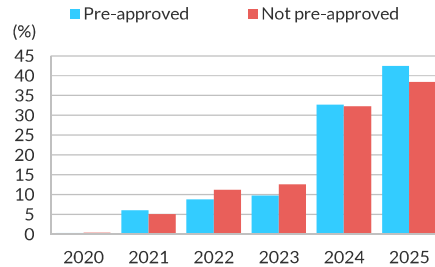
Source: Fitch Ratings

Asset Analysis

The portfolio consists of unsecured consumer loans originated by Santander to individuals residing in Spain. All borrowers pay monthly instalments, the loans amortise by the "French" method and are linked to a fixed interest rate. Moreover, around 80% of the portfolio balance is linked to pre-approved loans, and around 74% was originated between 2024 and 2025.

Origination Year

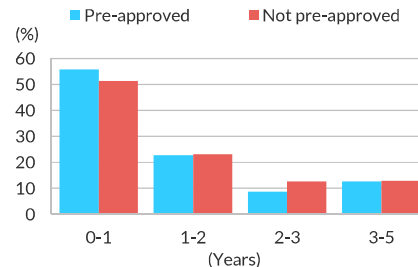
% of outstanding principal balance



Source: Fitch Ratings, Santander

Seasoning (Years)

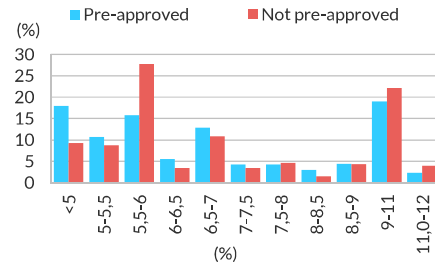
% of outstanding principal balance



Source: Fitch Ratings, Santander

Interest Rate

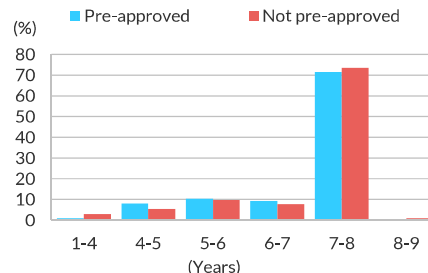
% of outstanding principal balance



Source: Fitch Ratings, Santander

Original Term (Years)

% of outstanding principal balance



Source: Fitch Ratings, Santander

Key Asset Eligibility Criteria

For the asset purchases to be made by the SPV, the following key eligibility criteria applies.

- The loans are granted for consumption purposes to Spanish residents and not employed by Santander, with an internal probability of default not higher than 6%.
- The loans are not restructured due to reasons of distress and are not in arrears.
- The loans are fully amortising with monthly instalments paid by direct debit. None of the loans has an outstanding principal balance greater than EUR100,000.
- The loans corresponding to self-employed individuals do not exceed 10% of the total outstanding balance of the portfolio.
- The maximum remaining term to maturity is nine years and the longest maturity date should not be later than the final maturity date.

Revolving Period

The SPV will purchase new eligible loans until July 2026 (inclusive) subject to the eligibility criteria and the portfolio covenants. The revolving period will be terminated earlier if any of the following key early amortisation events occur.

1. Sequential amortisation event occurs (see *Pro-Rata Amortisation* below).
2. The RF is not fully funded.
3. The non-defaulted pool balance is less than 75% of the class A to E notes' outstanding balance.

4. The seller's insolvency, or the seller ceases to perform or breaches its obligations.

During the revolving period, any available excess spread will be used to amortise the class F notes. The portfolio migration risk during the revolving period is contained by limits to the total portfolio including new purchases as described below.

Revolving Period Limits

Feature	Revolving period limit	Preliminary pool
Largest obligor (%)	< 0.05	0.01
WA remaining term to maturity	< 84 months	61.8 months
Top region (%)	< 26.0	18.1
Top three regions (%)	< 65.0	47.1
WA interest rate (%)	> 6.5	6.9
Loans greater than EUR60,000 (%)	< 5.0	0.8

Source: Fitch Ratings

Portfolio Credit Analysis

Fitch derived base-case default, recovery and prepayment assumptions considering the data provided by Santander, Spain's economic outlook and the originator and servicer capabilities. Fitch set a single base case for the entire pool (pre-approved and not pre-approved loans) considering the similar loan characteristics and performance expectations.

Default Rates

The default rate assumptions for the pool are displayed below.

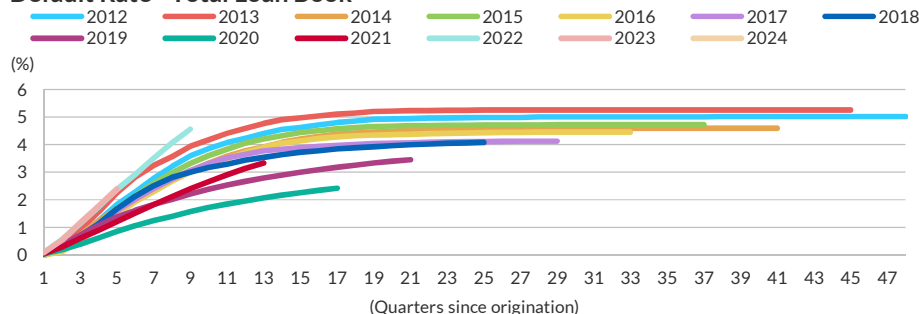
Default Rate Assumptions

Product type	Base case default rate (%)	'AA' multiple (x)	'AA' default rate (%)	'AAA' multiple (x)	'AAA' default rate (%)
Unsecured consumer loans	4.25	4.0	17.0	5.0	21.25

Source: Fitch Ratings

The charts below and in the margin show the cumulative balance of defaults relative to the portfolio balance originated by vintage. Defaults are loans in arrears over 90 days.

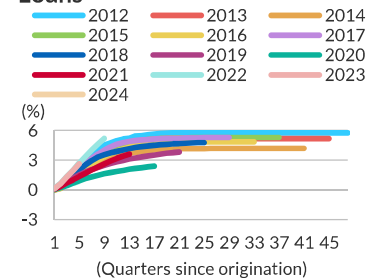
Default Rate - Total Loan Book



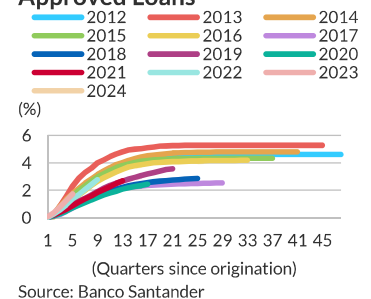
Recovery Rates

To calibrate recoveries in stress scenarios, we have applied median haircuts to the base case in line with our *Consumer ABS Rating Criteria*.

Default Rate - Pre-Approved Loans



Default Rate - Not Pre-Approved Loans

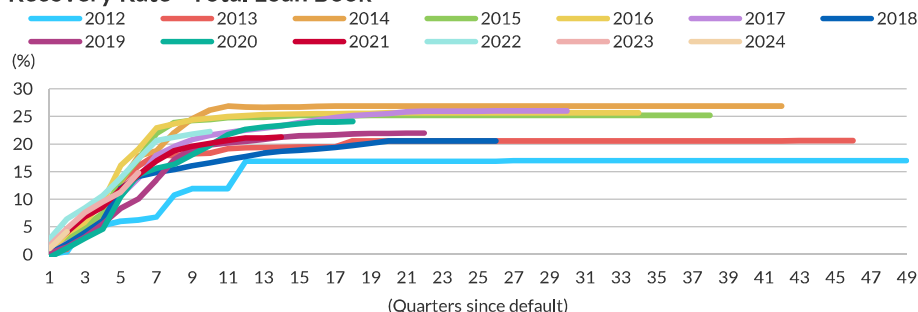


Recovery Rate Assumptions (%)

Product type	Base-case recovery rate	'AA' haircut	'AA' recovery rate	'AAA' haircut	'AAA' recovery rate
Unsecured consumer loans	25.0	40.0	15.0	50.0	12.5

Source: Fitch Ratings

Recovery Rate - Total Loan Book



Source: Fitch Ratings, Santander

Prepayments

Fitch calibrated a base-case prepayment assumption of 10% for the total pool based on comparable ABS data and considering the macroeconomic outlook. Low and high prepayment stresses are in line with Fitch's criteria.

Financial Structure and Cash Flow Analysis

The default and recovery rates for this portfolio, together with different timing of defaults and recoveries, levels of prepayment and interest rate stresses, were tested in Fitch's proprietary cash flow model to determine if there would be sufficient cash flows to pay interest and principal according to the terms of the notes. The default timing assumption was based on a WA life (WAL) of the portfolio of about 28 months, and the recovery timing was derived based on historical data.

The rating analysis addresses timely payment of interest on the class A notes but, for the remaining rated notes, interest is treated as timely only if the note is the most senior. The rating analysis addresses the ultimate repayment of principal for all the notes by the legal final maturity date in accordance with the transaction documentation.

Priority of Payments

The transaction operates a combined priority of payments with an implicit principal deficiency ledger (PDL) mechanism that governs how the issuer's available funds are allocated on each quarterly interest payment date (IPD). Excess spread will be available to provision for defaults.

Available Funds (Simplified)

1.	Interest and principal collections from the loans
2.	Recoveries from defaulted assets and any additional amounts collected from the loans
3.	RF
4.	Yield from cash deposited in the TAB
5.	Net swap amounts (excluding collateral)
6.	RSFR (if funded)

Source: Fitch Ratings, Santander Consumo 9.FT

The notes target amortisation amount is defined as the difference between the collateralised notes (class A to E notes) and the non-defaulted portfolio balance. Defaults are defined as loans in arrears over 90 days. Interest payments on the class E and F notes can be deferred to a junior position within the priority of payments if the gross cumulative defaults (GCD) ratio exceeds 4.25% relative to the initial portfolio balance.

Combined Priority of Payments (Simplified)

Pre-enforcement		Post-enforcement (if any of the mandatory early liquidation events occur)	
1.	Senior fees and expenses	1.	Senior fees and expenses
2.	Net swap payments (if any) and termination payments (if the SPV is the defaulting party)	2.	Net swap payments (if any) and termination payments (if the SPV is the defaulting party)
3.	Class A interest	3.	Class A interest
4.	Class B interest	4.	Class A principal
5.	Class C interest	5.	Class B interest
6.	Class D interest	6.	Class B principal
8.	Class E interest (if not deferred)	7.	Class C interest
7.	RF top-up	8.	Class C principal
9.	Class F interest (if not deferred)	9.	Class D interest
10.	Class A to E principal up to its target amount	10.	Class D principal
11.	Class E interest (if deferred)	11.	Class E interest
12.	Class F interest (if deferred)	12.	Class E principal
13.	Class F principal target amount	13.	Class F interest
14.	Subordinated amounts	14.	Class F principal
		15.	Subordinated amounts

Source: Fitch Ratings, Santander Consumo 9, FT

Pro-Rata Amortisation

From the first IPD after the revolving period, the class A to E notes will amortise pro rata until any of the below sequential amortisation events occur.

- Collateral trigger (defined as the ratio between non-defaulted portfolio divided by current note balance of classes A to E) is equal or lower than 99.5% for two consecutive IPDs.
- The GCD ratio exceeds the levels shown in the *GCD Ratio Trigger* table.
- RF remains below its required level in two consecutive IPDs.
- The swap counterparty trigger is breached, and remedial actions are not implemented.
- Single borrower concentration greater than 0.1% of current pool balance.
- A breach of any of the seller's obligations or a servicer replacement event.
- The exercise of any seller's call options.
- Outstanding portfolio balance (including defaults) is less than 10% of initial balance at closing date.

Interest Rate Swap

The issuer entered into a balance guaranteed swap agreement to hedge against the fixed-floating interest rate mismatch, considering the 100% fixed-rate loans and floating-rate liabilities. Under the swap agreement, the issuer pays a fixed coupon of 2.115% and receives three-month Euribor, on a notional amount equal to the outstanding balance of the non-defaulted receivables.

GCD Ratio Trigger

IPD after closing	Trigger (%)
January 2026	1.45
April 2026	1.75
July 2026	2.05
October 2026	2.45
January 2027	2.75
April 2027	3.15
July 2027	3.45
October 2027	3.75
January 2028	4.05
April 2028	4.35
July 2028	4.65
October 2028	4.95
January 2029	5.25
From April 2029	5.65

Source: Fitch Ratings, Santander Consumo 9, FT

Reserve Fund

The RF was funded at the closing date with the class F notes issuance proceeds, for an amount equivalent to 1.5% of the class A to E notes' initial balances. The RF can amortise from the first IPD maintaining the above-mentioned proportion subject to a floor of 0.5% of the class A to E notes' initial balance. It cannot amortise if it was not at target on the prior IPD or if a sequential amortisation event has occurred.

The RF is available to cover senior expenses, net swap payments and interest on the class A to E notes. Moreover, any amounts in excess of its required balance will be released through the combined waterfall and so it can be used to repay the notes if there is any PDL (it provides CE protection). The RF will be fully released once classes A to E are fully redeemed, at final legal maturity, or when the performing portfolio balance is zero.

Call Options

The clean-up call, the regulatory change and/or the tax change call options can only be exercised by the seller to the extent that the repurchase value, together with the rest of the available funds, is sufficient to redeem the rated notes in whole at par together with all accrued but unpaid interest.

- A clean-up call event is defined when the collateral balance (including defaulted loans) is equal to, or less than, 10% of the initial portfolio balance.
- Regulatory events are defined as any change in any applicable law or its interpretation by any competent authority with a material negative effect on the benefit for the seller from the transaction.
- A tax call event takes place when the issuer becomes required by law, after the closing date, to deduct or withhold, in respect of any payment under any of the notes, current or future taxes, levies or governmental charges that materially affects the allocation of benefits among the parties of the transaction.

Rating Sensitivity

Factors that Could, Individually or Collectively, Lead to Positive Rating

Action/Upgrade Include:

- Smaller losses on the portfolio than levels consistent with ratings. For instance, a decrease in the default rate by 10% combined with an increase in the recoveries by 10% could imply category upgrades for most of the notes.
- Increasing CE ratios as the transaction deleverages to fully compensate for the credit losses and cash flow stresses commensurate with higher rating scenarios.

Factors that Could, Individually or Collectively, Lead to Negative Rating

Action/Downgrade Include:

- Long-term asset performance deterioration such as increased delinquencies or reduced portfolio yield, which could be driven by changes in portfolio characteristics, business practices or the legislative landscape. Smaller losses on the portfolio than levels consistent with ratings. For instance, an increase in the default rate by 25% combined with a decrease in the recoveries by 25% could imply category downgrades for most of the notes.

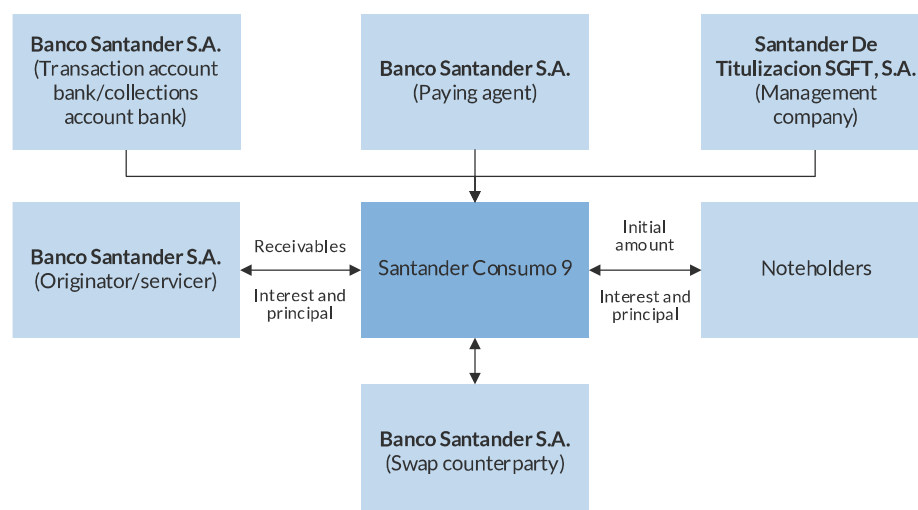
Rating Sensitivities to Stressed Default and Recovery Assumptions

	Class A	Class B	Class C	Class D	Class E
Original rating	AA	A+	BBB+	BB+	B+
Increased default by 10%	AA-	A	BBB+	BB+	B
Increased default by 25%	A+	A-	BBB	BB	B-
Increased default by 50%	A	BBB+	BBB-	BB-	CCC
Reduced recoveries by 10%	AA	A+	BBB+	BB+	B+
Reduced recoveries by 25%	AA-	A	BBB	BB+	B
Reduced recoveries by 50%	A+	A	BBB	BB	CCC
Increased defaults and reduced recoveries by 10% each	AA-	A	BBB+	BB+	B
Increased defaults and reduced recoveries by 25% each	A	BBB+	BBB-	BB-	CCC
Increased defaults and reduced recoveries by 50% each	BBB+	BBB-	BB	B-	NR
Reduced defaults and increased recoveries by 10% each	AA+	AA-	A	BBB-	BB

Source: Fitch Ratings

The *Rating Sensitivity* section provides insight into the model-implied sensitivities the transaction faces when one assumption is stressed, while holding others equal. The modelling process uses the estimation and stress of these variables to reflect asset performance in a stressed environment. The results below should only be considered as one potential outcome, as the transaction is exposed to multiple dynamic risk factors. It should not be used as an indicator of possible future performance.

	No change or positive change
	Negative change within same category
	-1 category change
	-2 category change
	-3 or larger category change
	See report for further details

Transaction Structure
Structure Diagram


Source: Fitch Ratings, Santander Consumo 9, FT

Issuer and True Sale

The notes were issued by Consumo 9, incorporated under the laws of Spain, the sole purpose of which is to acquire consumer loans from Santander as collateral for the issuance of quarterly paying notes. The credit rights to be sold to the issuer consist of interest and principal instalments due by the borrowers under the loans, together with any recoveries obtained from them and other ancillary rights.

The trustee, which is supervised by the Spanish capital markets regulator, is responsible for cash reconciliation and waterfall calculations and reporting, including the monitoring of applicable triggers. It is also responsible for taking any action in the interests of noteholders, such as the replacement of ineligible counterparties if needed.

Representations and Warranties

The seller provided the issuer with specific representations and warranties (R&Ws) concerning the asset characteristics. The related appendix to this report includes the main R&Ws that are available to investors. The R&Ws are substantially comparable to those typically contained in other EMEA ABS transactions, as described in Fitch's *Representations, Warranties and Enforcement Mechanisms in Global Structured Finance Transactions*. Fitch made no adjustments to its analysis in relation to the representations and warranties.

Substitutions

If any of the loans do not comply with the R&Ws the seller will have to remedy, replace or redeem such asset. Within 15 business days from the date the party detected the non-conforming receivable, the originator, with the management company's consent, agrees to remedy the breach, and if that is not possible, substitute the receivable. Any substitution will be made up to the outstanding principal plus interest accrued and not paid.

Loan Permitted Variations

Santander as the servicer is allowed to renegotiate and modify the loans without the prior consent of the trustee, and within the following limits:

- The interest rate on a loan must not be lower than 5.5%, and no loans may be novated from a fixed to a floating rate. The maximum novation in this case may be up to 8% of the initial portfolio balance.
- The amount of the loan balance cannot be increased, and the frequency of interest payments and repayment of principal payment cannot be decreased.
- Up to 10% of the initial portfolio balance can be subjected to maturity extensions. The longest maturity must be two years before the transaction's legal maturity date.

Fitch deems these loan modifications as not rating material, given the limits adequately prevent material alterations in the credit and cash flow profile of the pool.

Euribor Fall-Back Provisions (Simplified)

The transaction has fall-back provisions in place in the event of the discontinuation of Euribor as summarised below. Although the procedure does not fully guarantee that any alternative base rate on the notes and the swap remain identical at all times, Fitch considers the approach sufficiently robust.

Assets	Rated notes	Swap
None	<p>The rate determination agent will determine the replacement rate. The new rate will be endorsed or approved by the relevant regulator or any stock exchange, used in a publicly listed new issue of euro-denominated asset-backed floating-rate notes where the originator of the relevant assets is Santander or an affiliate of the group.</p> <p>The change will not take place if the trustee deems it prejudicial for noteholders. All costs incurred for the base rate modification should be borne by the seller, and the trustee should notify the rating agencies and make reasonable efforts to ensure it does not negatively affect the ratings.</p> <p>Any change to the reference rate of the floating-rate notes will apply to the interest rate swap unless the swap counterparty decides not to accept the alternative base rate.</p>	<p>Standard fall-back provisions apply, which are aligned to the ISDA Benchmark Supplement. The new rate applicable to the derivative can result in a different rate than the one applicable on the notes. Both the SPV and the swap counterparty have the right to terminate the swap contract if not in agreement with the alternative rate. Nonetheless, both parties must use all reasonable efforts to agree on the actions to avoid the termination event.</p>

Source: Fitch Ratings, Santander Consumo 9, FT

Disclaimer

Fitch relies in its credit analysis on legal and/or tax opinions provided by transaction counsel for the avoidance of doubt. Fitch has always made clear that it does not provide legal and/or tax advice or confirm that the legal and/or tax opinions, or any other transaction documents, or any transaction structures, are sufficient for any purpose. The disclaimer at the end of this report

makes it clear that this report does not constitute legal, tax and/or structuring advice from Fitch, and should not be used or interpreted as legal, tax and/or structuring advice from Fitch. Should readers of this report need legal, tax and/or structuring advice, they are urged to contact relevant advisers in the relevant jurisdictions. dv01, a Fitch Solutions company, and an affiliate of Fitch Ratings, may from time to time serve as loan data agent on certain structured finance transactions rated by Fitch Ratings.

Counterparty Risk

Fitch assesses the counterparty risk under its *Structured Finance and Covered Bonds Counterparty Rating Criteria* to be in line with the ratings assigned based on the provisions in the documents and the analytical adjustments described in the following table.

Counterparty Risk Exposures

Counterparty type	Counterparty name	Minimum ratings under criteria	Minimum ratings and remedial actions under documents	Analytical adjustments
TAB	Banco Santander, S.A.	'A-' or 'F1' DR if assigned and applicable, otherwise IDR.	Minimum DR (or IDR if not available) of 'A-' or 'F1'; replacement or guarantee within 60 calendar days.	Primary risk with sufficient mitigants. Minimum ratings and remedial actions in line with criteria up to 'AA+sf' ratings.
Hedge provider	Banco Santander, S.A.	'A-' or 'F1' DCR if assigned and applicable, otherwise IDR.	Minimum dynamic ratings, considering the highest rated note. DCR or IDR if not available. At closing, 'A-' or 'F1' as the highest rated note is 'AAsf'. Remedials include collateralisation within 14 calendar days, or replacement or guarantee within 60 calendar days.	Primary risk with sufficient mitigants. As the transaction documents link the minimum rating of the swap provider to the rating category of the most senior notes, this feature may limit upgrades of the most senior notes in the future where the hedge provider is not eligible to support higher note ratings.
Originator, servicer, CAB	Banco Santander, S.A.	'BBB' or 'F2' IDR in its role of RSFR provider	Minimum IDR of 'A-'; posting the RSFR reserve within 60 calendar days.	Servicing disruption risk is mitigated by structural arrangements, such as the RF and the RSFR. Immaterial commingling risk as cash collections are swept within two business days from CAB to TAB, and there is an adequate borrower notification process on a servicer termination event.

Source: Fitch Ratings, Santander Consumo 9, FT

Portfolio Servicer

The issuer has appointed Santander to act as its servicer in accordance with the terms of the servicing agreement. Fitch has conducted an operational review with Santander to assess its business strategy, underwriting practices and servicing capabilities, among other things.

If a servicer termination event occurs, or if the servicer IDR is downgraded below 'A-', the servicer will, within 60 days, post an RSFR sized at 1.0% of the outstanding portfolio balance multiplied by its WAL assuming zero prepayments or defaults.

Payment Interruption Risk

We view payment interruption risk as sufficiently mitigated. If a servicer event leads to a collection disruption, the RF is available to cover an estimated period of at least three months of senior costs, net swap payments (if any) and interest on the class A to E notes, a period we consider sufficient to implement alternative arrangements.

Set-Off Risk

Santander is a deposit-taking institution. Fitch does not consider deposit set-off risk material for the ratings due to the legal framework in Spain, which establishes that set-off would only be applicable to debts that are due and enforceable (amounts in arrears) and that none of the debts are subject to disputes if notified to the obligor. This risk is also mitigated by the Deposit Guarantee Scheme in Spain, which protects deposits of up to EUR100,000.

Insurance set-off risk is assessed as non-ratings material by Fitch as premium payments represent less than a 1% of the portfolio balance and Spain's insurance industry has a clear regulatory framework which protects customer claims following an insurer default. In the event of the default of an insurer, the Insurance Compensation Consortium, a Spanish public entity, will be in charge of liquidating the defaulted insurer and settling policyholder obligations.

Criteria Application, Model and Data Adequacy

Criteria Application

See page 2 for the list of Applicable Criteria.

Fitch applies the *Consumer ABS Rating Criteria* as its sector-specific criteria report under the overarching framework provided by the *Global Structured Finance Rating Criteria*, the master criteria report for the sector. The *Structured Finance and Covered Bonds Country Risk Rating Criteria* report outlines Fitch's approach to assigning and maintaining structured finance and covered bond ratings, where the relevant sovereign's Local-Currency IDR is below 'AAA'. The remaining criteria listed under Applicable Criteria are cross-sector, outlining aspects of Fitch's approach to counterparty risk and interest rate change that are relevant for the ratings.

Models

[Consumer ABS Asset Model](#)

[Multi-Asset Cash Flow Model](#)

Data Adequacy

Fitch has been provided with the following data for its analysis. The list below is not exhaustive.

- Default and recovery vintages on a quarterly basis, and origination volumes from 2012 to 1Q25.
- Loan-by-loan portfolio data as of September 2025.
- Pool stratifications and amortisation profile as of September 2025.

Fitch reviewed the results of a third-party assessment conducted on the asset portfolio information and concluded that there were no findings that affected the rating analysis.

Surveillance

Fitch will monitor the transaction regularly and as warranted by events, with a review conducted at least yearly. Performance reports will be provided by the management company on a quarterly basis. Fitch's quantitative analysis will focus on monitoring the key performance parameters (delinquencies, defaults, recoveries and prepayments) against the agency expectations. Fitch's structured finance performance analytics team will ensure that the assigned ratings remain, in the agency's view, an appropriate reflection of the issued notes' credit risk. Details of the transaction's performance will be available to subscribers at www.fitchratings.com.

Appendix 1: Origination and Servicing

Originator Overview

Santander is one of the largest retail banks in Spain. It is classified as an operational continuity bank and is supervised by the ECB. Santander mainly originates consumer loans through online applications or branches.

Fitch held a meeting with Santander management at which it concluded that its origination and servicing capabilities were robust and generally aligned with standard market practices.

Underwriting

Pre-approved consumer loans represented around 80% of total consumer lending in 2024 for Santander, increasing from around half in 2015. Pre-approved loans as a share of origination volumes have steadily increased since 2021. Pre-approved loans are granted to existing customers with a minimum of a three-month current account record with the lender, allowing Santander to assess its credit profile and assign a pre-approved credit limit. This credit limit is reassessed by Santander typically twice a month, reflecting the latest information available from the borrower.

The underwriting workflow is driven by an automated decision process, which relies on behavioral and scoring model outcomes. Scoring models vary depending on the characteristic of the borrower, mainly depending on whether it is to assign pre-approved limits or sanctioning not pre-approved loans.

Since 3Q22, Santander has tightened the pre-approval loans origination process by differentiating between first-time pre-approved customers and customers who have been pre-approved before. Similarly, it has increased the credit quality thresholds for those borrowers with weaker records since mid-2023.

Loan applications are processed and scored automatically by Santander's systems that may result in an automatic rejection, automatic approval or in limited cases are directed for manual analysis. Loan applications, independent of the origination channel, are processed through the same system.

Servicing

Santander's servicing practices for unsecured consumer loans are in line with market standards. There has been a recent change in the recovery model with focus on enhanced digital capabilities, analytics to increase personalisation, and industrial solutions to deal with high volumes of customer difficulties.

The arrears management process begins from the first unpaid instalment. During all the phases of the recovery both internal and external teams co-manage the process. Santander's teams are more focused on the early stages of the process (arrears of up to 90 days) while external agencies focus on distressed loans in arrears over 90 days.

Appendix 2: ESG Relevance Score

Credit-Relevant ESG Derivation

Santander Consumo 9, FT has 5 ESG potential rating drivers

- ➡ Santander Consumo 9, FT has exposure to macroeconomic factors and sustained structural shifts in secular preferences affecting consumer behavior but this has very low impact on the rating.
- ➡ Governance is minimally relevant to the rating and is not currently a driver.

key driver	0	issues	5	
driver	0	issues	4	
potential driver	5	issues	3	
not a rating driver	5	issues	2	
	4	issues	1	

Environmental (E) Relevance Scores

General Issues	E Score	Sector-Specific Issues	Reference	E Relevance
GHG Emissions & Air Quality	2	n.a.	n.a.	5
Energy Management	2	n.a.	n.a.	4
Water & Wastewater Management	1	n.a.	n.a.	3
Waste & Hazardous Materials Management, Ecological Impacts	1	n.a.	n.a.	2
Exposure to Environmental Impacts	2	Asset, operations and/or cash flow exposure to extreme weather events and other catastrophe risks, including but not limited to flooding, hurricanes, tornadoes, and earthquakes	Surveillance	1

Social (S) Relevance Scores

General Issues	S Score	Sector-Specific Issues	Reference	S Relevance
Human Rights, Community Relations, Access & Affordability	1	Risk-based pricing/repricing, social programs, services geared to underbanked/underserved communities and impact on accessibility and affordability	Surveillance	5
Customer Welfare - Fair Messaging, Privacy & Data Security	2	Compliance with consumer protection related regulatory requirements, such as fair/transparent lending, data security, and safety standards	Surveillance	4
Labor Relations & Practices	2	n.a.	n.a.	3
Employee Wellbeing	1	n.a.	n.a.	2
Exposure to Social Impacts	3	Macroeconomic factors and sustained structural shifts in secular preferences affecting consumer behavior	Asset Quality; Pool Composition; Surveillance	1

Governance (G) Relevance Scores

General Issues	G Score	Sector-Specific Issues	Reference	G Relevance
Rule of Law, Institutional and Regulatory Quality	3	Jurisdictional legal risks; regulatory effectiveness; supervisory oversight; foreclosure laws; government support and intervention	Asset Isolation and Legal Structure; Asset Quality; Rating Caps; Surveillance	5
Transaction & Collateral Structure	3	Asset isolation; resolution/insolvency remoteness; legal structure; structural risk mitigants; complex structures	Asset Isolation and Legal Structure; Asset Quality; Financial Structure; Rating Caps; Surveillance	4
Transaction Parties & Operational Risk	3	Counterparty risk; origination, underwriting and/or aggregator standards; borrower/lessee/sponsor risk; originator/servicer/manager/operational risk	Asset Quality; Financial Structure; Operational Risk; Rating Caps; Surveillance	3
Data Transparency & Privacy	3	Transaction data and periodic reporting	Asset Isolation and Legal Structure; Asset Quality; Financial Structure; Surveillance	2
				1

How to Read This Page

ESG relevance scores range from 1 to 5 based on a 15-level color gradation. Red (5) is most relevant to the credit rating and green (1) is least relevant.

The **Environmental (E), Social (S) and Governance (G)** tables break out the ESG general issues and the sector-specific issues that are most relevant to each industry group. Relevance scores are assigned to each sector-specific issue, signaling the credit-relevance of the sector-specific issues to the issuer's overall credit rating. The Criteria Reference column highlights the factor(s) within which the corresponding ESG issues are captured in Fitch's credit analysis. The vertical color bars are visualizations of the frequency of occurrence of the highest constituent relevance scores. They do not represent an aggregate of the relevance scores or aggregate ESG credit relevance.

The **Credit-Relevant ESG Derivation table's** far right column is a visualization of the frequency of occurrence of the highest ESG relevance scores across the combined E, S and G categories. The three columns to the left of ESG Relevance to Credit Rating summarize rating relevance and impact to credit from ESG issues. The box on the far left identifies any ESG Relevance Sub-factor issues that are drivers or potential drivers of the issuer's credit rating (corresponding with scores of 3, 4 or 5) and provides a brief explanation for the relevance score. All scores of '4' and '5' are assumed to reflect a negative impact unless indicated with a '+' sign for positive impact.

Classification of ESG issues has been developed from Fitch's sector ratings criteria. The General Issues and Sector-Specific Issues draw on the classification standards published by the United Nations Principles for Responsible Investing (PRI), the Sustainability Accounting Standards Board (SASB), and the World Bank.

CREDIT-RELEVANT ESG SCALE - DEFINITIONS

How relevant are E, S and G issues to the overall credit rating?

Score	Relevance
5	Highly relevant; a key transaction or program rating driver that has a significant impact on an individual basis.
4	Relevant to transaction or program ratings; not a key rating driver but has an impact on the ratings in combination with other factors.
3	Minimally relevant to ratings; either very low impact or actively mitigated in a way that results in no impact on the transaction or program ratings.
2	Irrelevant to the transaction or program ratings; relevant to the sector.
1	Irrelevant to the transaction or program ratings; irrelevant to the sector.

SOLICITATION & PARTICIPATION STATUS

For information on the solicitation status of the ratings included within this report, please refer to the solicitation status shown in the relevant entity's summary page of the Fitch Ratings website.

For information on the participation status in the rating process of an issuer listed in this report, please refer to the most recent rating action commentary for the relevant issuer, available on the Fitch Ratings website.

DISCLAIMER & DISCLOSURES

All Fitch Ratings (Fitch) credit ratings are subject to certain limitations and disclaimers. Please read these limitations and disclaimers by following this link: <https://www.fitchratings.com/understandingcreditratings>. In addition, the following <https://www.fitchratings.com/rating-definitions-document> details Fitch's rating definitions for each rating scale and rating categories, including definitions relating to default. Published ratings, criteria, and methodologies are available from this site at all times. Fitch's code of conduct, confidentiality, conflicts of interest, affiliate firewall, compliance, and other relevant policies and procedures are also available from the Code of Conduct section of this site. Directors and shareholders' relevant interests are available at <https://www.fitchratings.com/site/regulatory>. Fitch may have provided another permissible or ancillary service to the rated entity or its related third parties. Details of permissible or ancillary service(s) for which the lead analyst is based in an ESMA- or FCA-registered Fitch Ratings company (or branch of such a company) can be found on the entity summary page for this issuer on the Fitch Ratings website.

In issuing and maintaining its ratings and in making other reports (including forecast information), Fitch relies on factual information it receives from issuers and underwriters and from other sources Fitch believes to be credible. Fitch conducts a reasonable investigation of the factual information relied upon by it in accordance with its ratings methodology, and obtains reasonable verification of that information from independent sources, to the extent such sources are available for a given security or in a given jurisdiction. The manner of Fitch's factual investigation and the scope of the third-party verification it obtains will vary depending on the nature of the rated security and its issuer, the requirements and practices in the jurisdiction in which the rated security is offered and sold and/or the issuer is located, the availability and nature of relevant public information, access to the management of the issuer and its advisers, the availability of pre-existing third-party verifications such as audit reports, agreed-upon procedures letters, appraisals, actuarial reports, engineering reports, legal opinions and other reports provided by third parties, the availability of independent and competent third-party verification sources with respect to the particular security or in the particular jurisdiction of the issuer, and a variety of other factors. Users of Fitch's ratings and reports should understand that neither an enhanced factual investigation nor any third-party verification can ensure that all of the information Fitch relies on in connection with a rating or a report will be accurate and complete. Ultimately, the issuer and its advisers are responsible for the accuracy of the information they provide to Fitch and to the market in offering documents and other reports. In issuing its ratings and its reports, Fitch must rely on the work of experts, including independent auditors with respect to financial statements and attorneys with respect to legal and tax matters. Further, ratings and forecasts of financial and other information are inherently forward-looking and embody assumptions and predictions about future events that by their nature cannot be verified as facts. As a result, despite any verification of current facts, ratings and forecasts can be affected by future events or conditions that were not anticipated at the time a rating or forecast was issued or affirmed. Fitch Ratings makes routine, commonly-accepted adjustments to reported financial data in accordance with the relevant criteria and/or industry standards to provide financial metric consistency for entities in the same sector or asset class.

The information in this report is provided "as is" without any representation or warranty of any kind, and Fitch does not represent or warrant that the report or any of its contents will meet any of the requirements of a recipient of the report. A Fitch rating is an opinion as to the creditworthiness of a security. This opinion and reports made by Fitch are based on established criteria and methodologies that Fitch is continuously evaluating and updating. Therefore, ratings and reports are the collective work product of Fitch and no individual, or group of individuals, is solely responsible for a rating or a report. The rating does not address the risk of loss due to risks other than credit risk, unless such risk is specifically mentioned. Fitch is not engaged in the offer or sale of any security. All Fitch reports have shared authorship. Individuals identified in a Fitch report were involved in, but are not solely responsible for, the opinions stated therein. The individuals are named for contact purposes only. A report providing a Fitch rating is neither a prospectus nor a substitute for the information assembled, verified and presented to investors by the issuer and its agents in connection with the sale of the securities. Ratings may be changed or withdrawn at any time for any reason in the sole discretion of Fitch. Fitch does not provide investment advice of any sort. Ratings are not a recommendation to buy, sell, or hold any security. Ratings do not comment on the adequacy of market price, the suitability of any security for a particular investor, or the tax-exempt nature or taxability of payments made in respect to any security. Fitch receives fees from issuers, insurers, guarantors, other obligors, and underwriters for rating securities. Such fees generally vary from US\$1,000 to US\$750,000 (or the applicable currency equivalent) per issue. In certain cases, Fitch will rate all or a number of issues issued by a particular issuer, or insured or guaranteed by a particular insurer or guarantor, for a single annual fee. Such fees are expected to vary from US\$10,000 to US\$1,500,000 (or the applicable currency equivalent). The assignment, publication, or dissemination of a rating by Fitch shall not constitute a consent by Fitch to use its name as an expert in connection with any registration statement filed under the United States securities laws, the Financial Services and Markets Act of 2000 of the United Kingdom, or the securities laws of any particular jurisdiction. Due to the relative efficiency of electronic publishing and distribution, Fitch research may be available to electronic subscribers up to three days earlier than to print subscribers.

For Australia, New Zealand, Taiwan and South Korea only: Fitch Australia Pty Ltd holds an Australian financial services license (AFS license no. 337123) which authorizes it to provide credit ratings to wholesale clients only. Credit ratings information published by Fitch is not intended to be used by persons who are retail clients within the meaning of the Corporations Act 2001.

Fitch Ratings, Inc. is registered with the U.S. Securities and Exchange Commission as a Nationally Recognized Statistical Rating Organization (the "NRSRO"). While certain of the NRSRO's credit rating subsidiaries are listed on Item 3 of Form NRSRO and as such are authorized to issue credit ratings on behalf of the NRSRO (see <https://www.fitchratings.com/site/regulatory>), other credit rating subsidiaries are not listed on Form NRSRO (the "non-NRSROs") and therefore credit ratings issued by those subsidiaries are not issued on behalf of the NRSRO. However, non-NRSRO personnel may participate in determining credit ratings issued by or on behalf of the NRSRO.

Copyright © 2025 by Fitch Ratings, Inc., Fitch Ratings Ltd. and its subsidiaries. 33 Whitehall Street, NY, NY 10004. Telephone: 1-800-753-4824, (212) 908-0500. Reproduction or retransmission in whole or in part is prohibited except by permission. All rights reserved.